

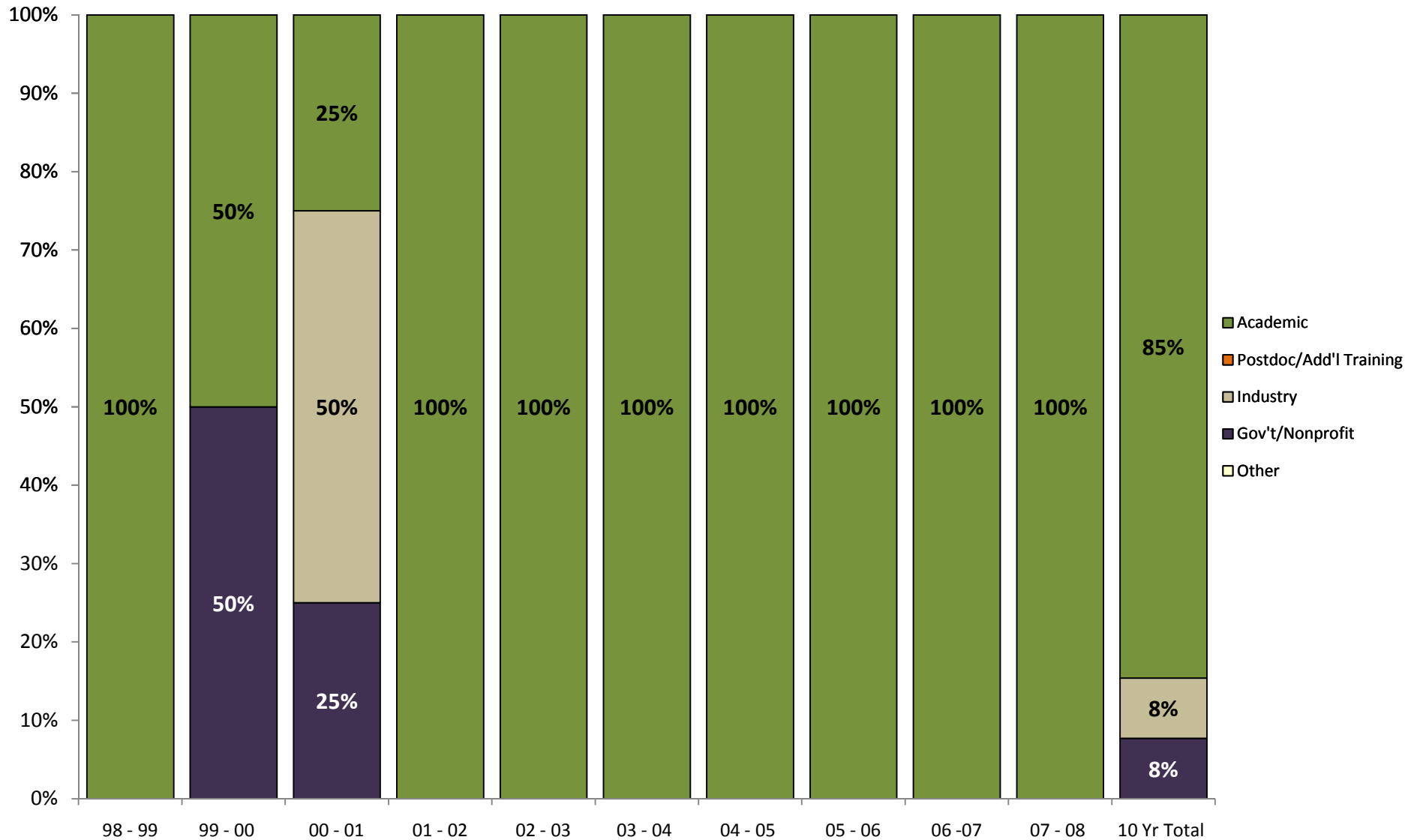
Theatre and Drama PhD Completions and Placement, Ten Year Trend

	1998 - 1999	1999 - 2000	2000 - 2001	2001 - 2002	2002 - 2003	2003 - 2004	2004 - 2005	2005 - 2006	2006 - 2007	2007 - 2008	Total
Graduates	2	3	4	2	1	2	5	3	1	5	28
Grads w/ Placement Info	100%	67%	100%	100%	100%	100%	100%	100%	100%	80%	95%

Placement Category Definitions

Category	Definition
Academic:	Includes teaching, research, and administrative positions at a university or college. Examples include Assistant Professor, Associate Professor, Instructor, Lecturer, and Senior Research Associate
Postdoctoral/Additional Training:	Includes postdoctoral fellows, researchers, associates, and other training positions, such as residents and students pursuing additional degrees. Examples include Postdoctoral Fellow, Postdoctoral Associate, Postdoctoral Researcher, Postdoctoral Scholar, Medical Resident, and Student.
Industry:	Includes research, leadership, technical, and professional positions at private industries and businesses. Examples include Research Scientist, Research Engineer, Consultant, and CEO.
Government/Nonprofit:	Includes positions in local, state, and federal government organizations. Also includes research and leadership positions at nonprofit organizations. Examples include Senior Staff Scientist, Research Analyst, Statistician, Economist, Psychologist, and Director.
Other:	Includes anyone who does not fit into the other categories. Examples include stay-at-home parent, homemaker, on maternity leave, teaching K-12, self-employed, no plans to work, and deceased.

Theatre and Drama, PhD Graduates First Placement Category by Graduation Year, Ten Year Trend



Grads w/
placement

2

2

4

2

1

2

5

3

1

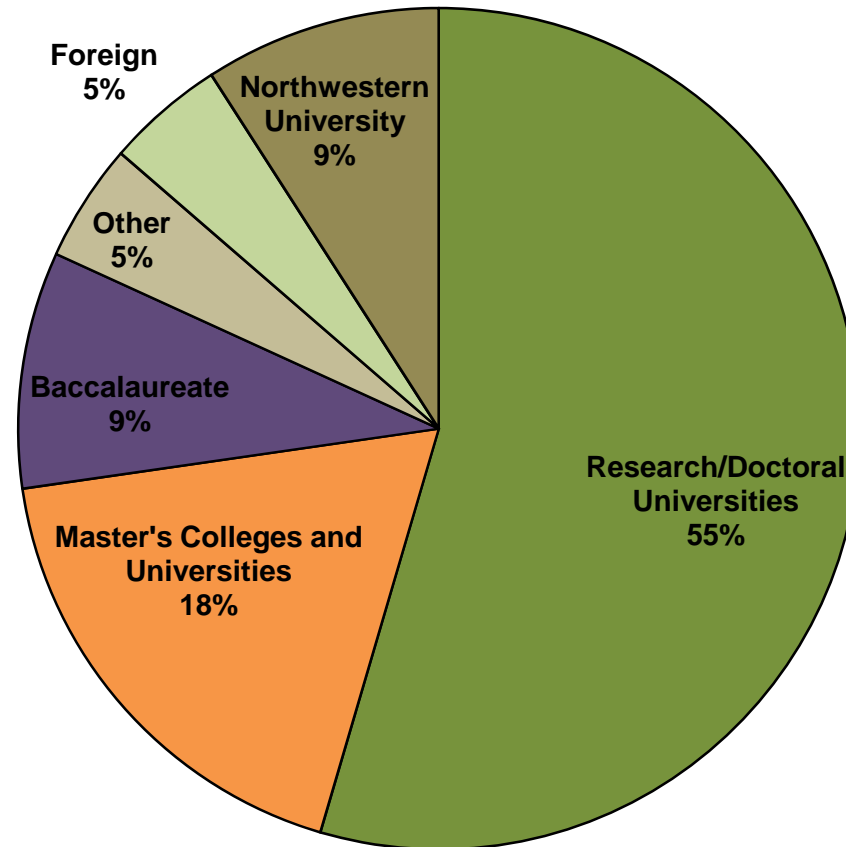
4

26

Source: The Graduate School

Graduates with First Placement Information = 26 (93%)

Theatre and Drama FY 1999 - 2008 Combined Academic and Postdoctoral/Additional Training First Placement Carnegie Classification



Academic and Postdoctoral/Additional Training Placements = 22

The Carnegie Classification provides categories all U.S. Higher Education institutions into of the following general areas:

Research/doctoral universities are institutions that offer a variety of baccalaureate degrees and award at least ten doctoral degrees per year across at least three academic disciplines or at least twenty doctoral degrees per year overall.

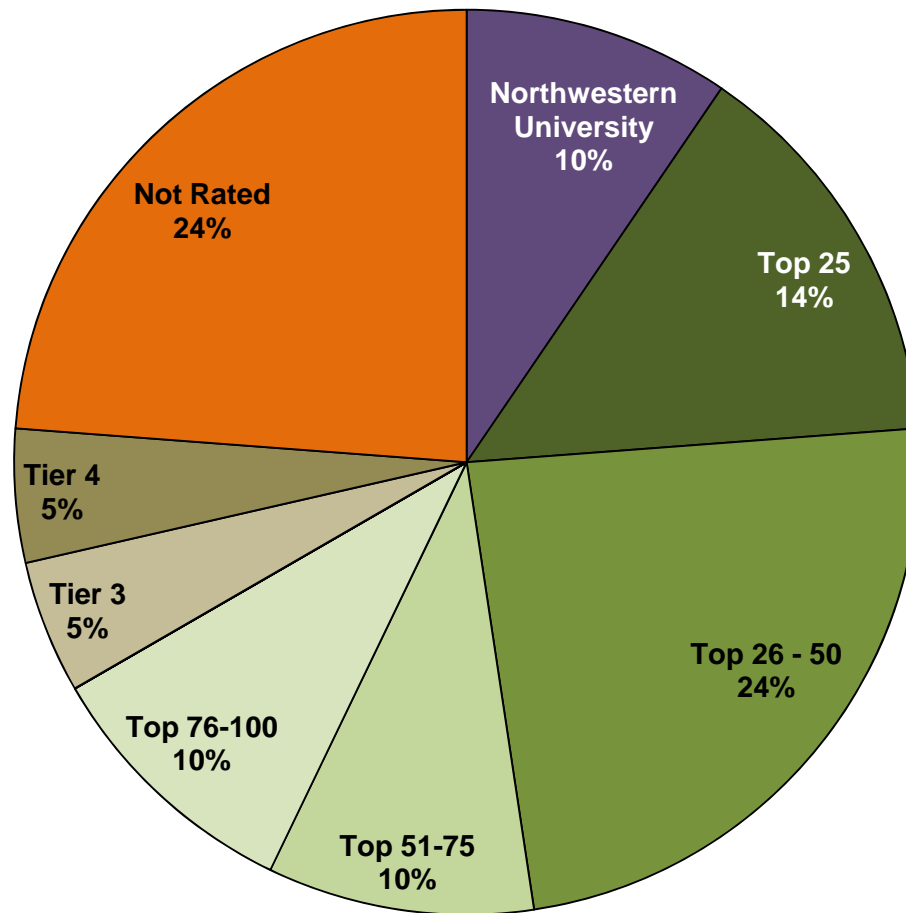
Master's colleges and universities are institutions that offer a variety of baccalaureate degrees and award twenty or more master's degrees per year.

Baccalaureate colleges are institutions that award baccalaureate degrees.

Other includes colleges awarding associate degrees and specialized institutions that award degrees in a particular field such as medical and law schools, religious institutions, schools of business, engineering, art, design, and military institutes.

Also included are **foreign** institutions outside of the U.S. that award higher education degrees.

Theatre and Drama FY 1999 - 2008 Combined
Academic and Postdoctoral/Additional Training First Placement
U.S. News and World Report 2009 Rankings for National Universities and Liberal Arts Colleges



Academic and Postdoctoral/Additional Training Placements* = 21

The figure above shows the U.S. News and World Report ranking of national universities and liberal arts colleges where Northwestern University PhD graduates first placed if in an academic or postdoctoral position at a U.S. institution.

* Excludes foreign and not-for-profit and government positions.

Theatre and Drama, First Placement, FY 1999 – FY 2008

Academic	Post-Doctoral	Industry	Not for profit/Government
Northwestern University(2)		Iconoculture	Evanston Historical Society
University of California - San Diego(2)		McKinsey and Company	Office of Mayor, NYC
Bentley College			
California State University-Sacramento			
Dartmouth College			
Grinnell College			
Indiana University - Bloomington			
Missouri State			
New York College of Technology			
Queen Mary University, London			
School of the Art Institute of Chicago			
SUNY - Purchase College			
University of Arizona			
University of California - Riverside			
University of California - Santa Barbara			
University of Chicago			
University of Illinois - Urbana Champaign			
University of Pittsburgh			
University of Texas - Austin			
Virginia Commonwealth University			
*(#) = number of placements			