

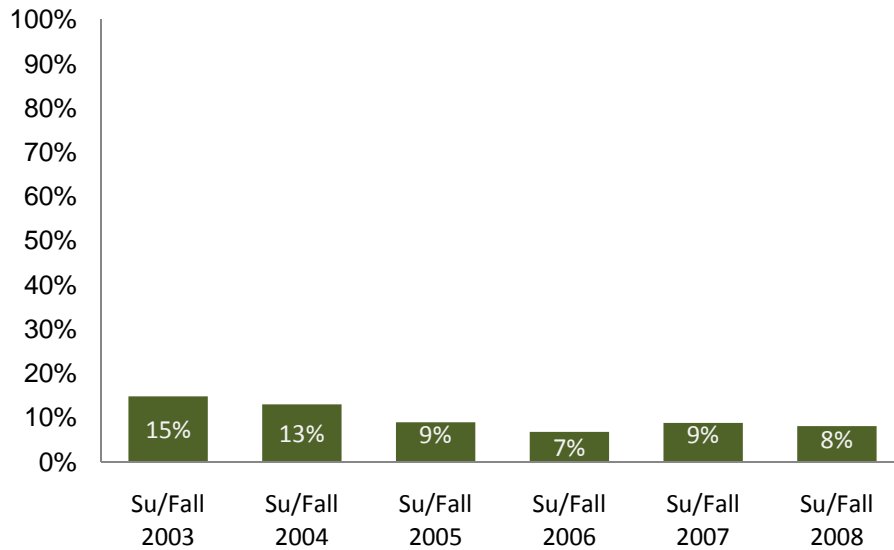
# Performance Studies Program Profile

## Admissions

|                  | Summer/Fall<br>2003 | Summer/Fall<br>2004 | Summer/Fall<br>2005 | Summer/Fall<br>2006 | Summer/Fall<br>2007 | Summer/Fall<br>2008 | 2003 - 2008<br>Average | 5 YR %<br>Change |
|------------------|---------------------|---------------------|---------------------|---------------------|---------------------|---------------------|------------------------|------------------|
| Number Applied   | 54                  | 69                  | 67                  | 88                  | 68                  | 74                  | 70                     | +37%             |
| Number Admitted  | 8                   | 9                   | 6                   | 6                   | 6                   | 6                   | 7                      | -25%             |
| Number Enrolled* | 6                   | 6                   | 5                   | 4                   | 6                   | 4                   | 5                      | -33%             |

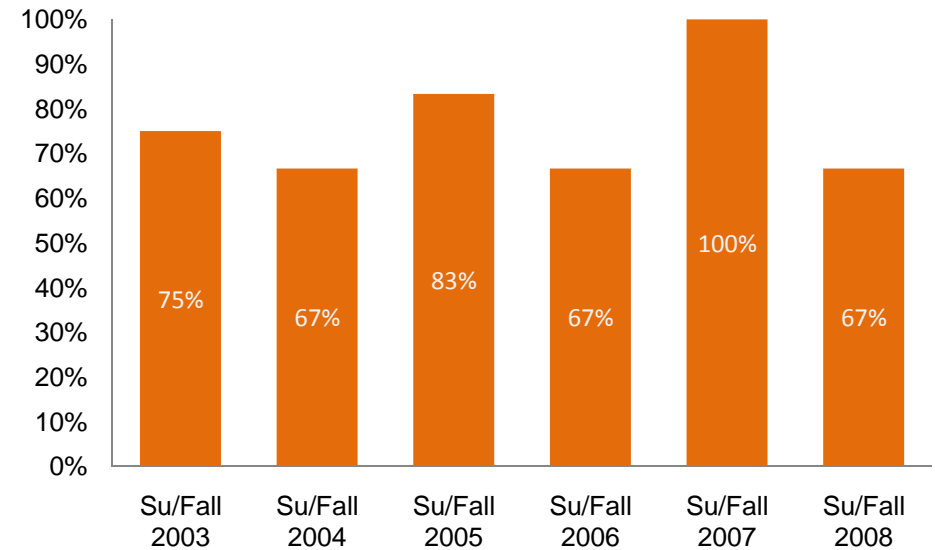
\*Students who transfer in from other NU graduate school programs are excluded.

**Selectivity  
(Percentage of Applicants Admitted)**



**Selectivity Average = 10%**

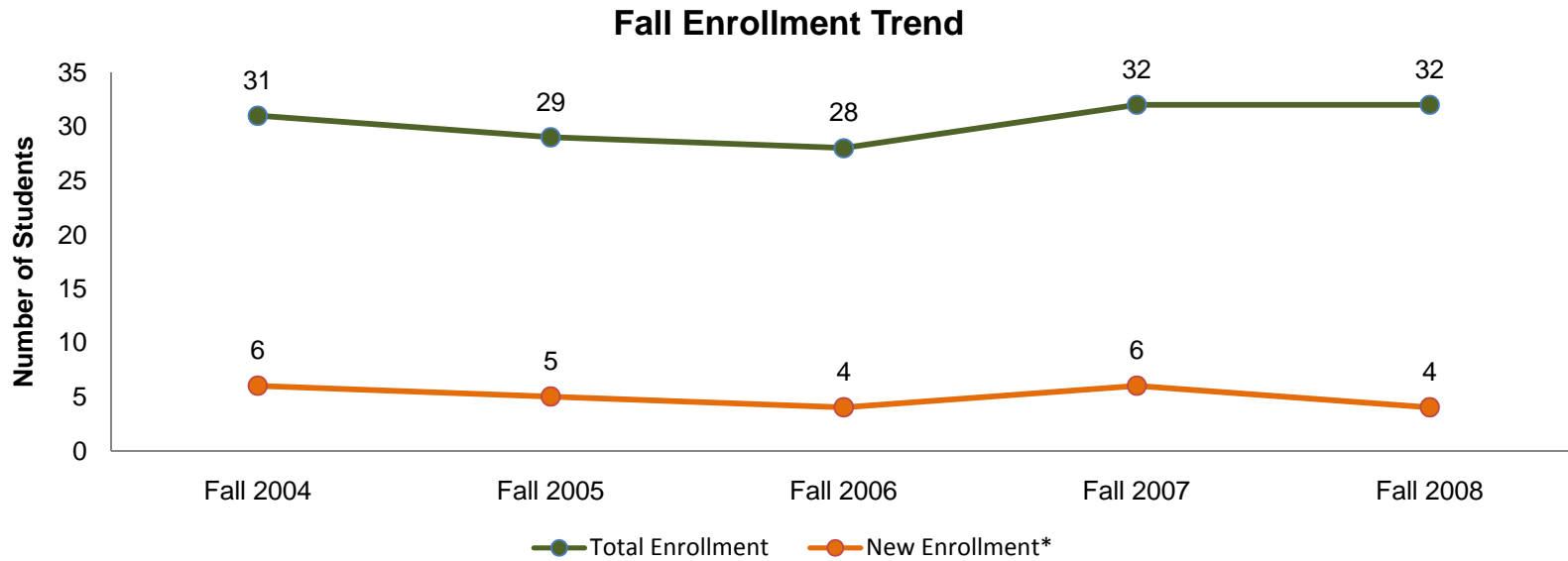
**Yield  
(Percentage of Admits Enrolled)**



**Yield Average = 76%**

# Performance Studies Program Profile

## Enrollment and Demographics



|                            | New Enrollment* |           |           |           |           | Total Enrollment |           |           |           |           |
|----------------------------|-----------------|-----------|-----------|-----------|-----------|------------------|-----------|-----------|-----------|-----------|
|                            | Fall 2004       | Fall 2005 | Fall 2006 | Fall 2007 | Fall 2008 | Fall 2004        | Fall 2005 | Fall 2006 | Fall 2007 | Fall 2008 |
| <b>Gender</b>              |                 |           |           |           |           |                  |           |           |           |           |
| Female                     | 50%             | 40%       | 75%       | 67%       | 25%       | 74%              | 72%       | 68%       | 66%       | 59%       |
| Male                       | 50%             | 60%       | 25%       | 33%       | 75%       | 26%              | 28%       | 32%       | 34%       | 41%       |
| <b>Citizenship</b>         |                 |           |           |           |           |                  |           |           |           |           |
| US                         | 67%             | 100%      | 75%       | 100%      | 50%       | 71%              | 76%       | 68%       | 78%       | 75%       |
| International              | 33%             | 0%        | 25%       | 0%        | 50%       | 29%              | 24%       | 32%       | 22%       | 25%       |
| <b>Ethnicity (US Only)</b> |                 |           |           |           |           |                  |           |           |           |           |
| Asian                      | 0%              | 0%        | 0%        | 0%        | 0%        | 5%               | 5%        | 5%        | 4%        | 4%        |
| African American           | 50%             | 40%       | 67%       | 33%       | 0%        | 45%              | 41%       | 47%       | 44%       | 38%       |
| Hispanic                   | 0%              | 40%       | 0%        | 17%       | 0%        | 14%              | 18%       | 16%       | 16%       | 17%       |
| Native American            | 0%              | 0%        | 0%        | 0%        | 0%        | 0%               | 0%        | 0%        | 0%        | 0%        |
| White                      | 25%             | 20%       | 33%       | 33%       | 100%      | 23%              | 23%       | 21%       | 28%       | 33%       |
| Not Specified              | 25%             | 0%        | 0%        | 17%       | 0%        | 14%              | 14%       | 11%       | 8%        | 8%        |

\*Students who transfer in from other NU graduate school programs are excluded.