

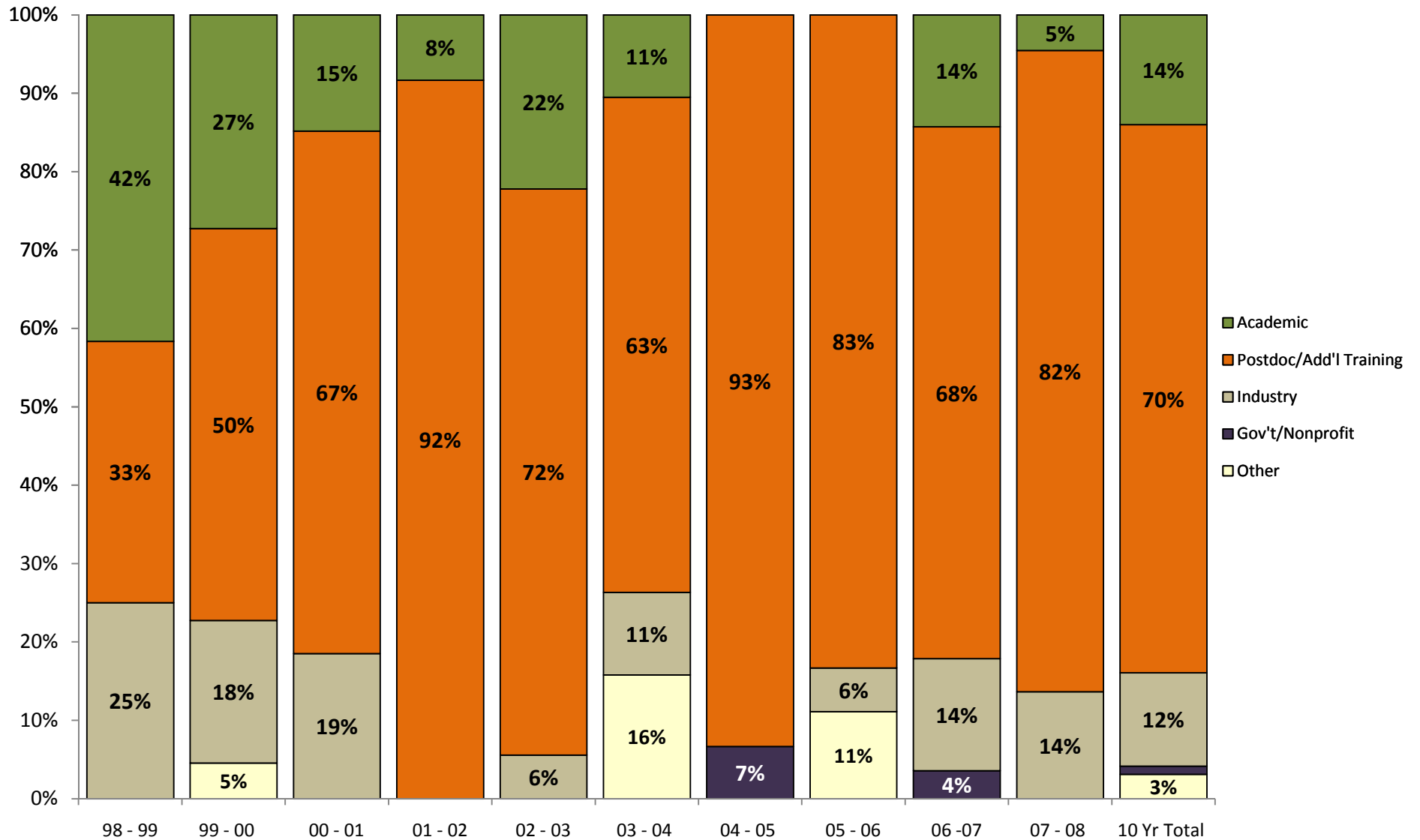
## Life Sciences IGP PhD Completions and Placement, Ten Year Trend

	1998 - 1999	1999 - 2000	2000 - 2001	2001 - 2002	2002 - 2003	2003 - 2004	2004 - 2005	2005 - 2006	2006 - 2007	2007 - 2008	Total
Graduates	12	22	27	12	18	19	15	18	31	27	201
Grads w/ Placement Info	100%	100%	100%	100%	100%	100%	100%	100%	90%	81%	96%

### Placement Category Definitions

Category	Definition
<b>Academic:</b>	Includes teaching, research, and administrative positions at a university or college. Examples include Assistant Professor, Associate Professor, Instructor, Lecturer, and Senior Research Associate
<b>Postdoctoral/Additional Training:</b>	Includes postdoctoral fellows, researchers, associates, and other training positions, such as residents and students pursuing additional degrees. Examples include Postdoctoral Fellow, Postdoctoral Associate, Postdoctoral Researcher, Postdoctoral Scholar, Medical Resident, and Student.
<b>Industry:</b>	Includes research, leadership, technical, and professional positions at private industries and businesses. Examples include Research Scientist, Research Engineer, Consultant, and CEO.
<b>Government/Nonprofit:</b>	Includes positions in local, state, and federal government organizations. Also includes research and leadership positions at nonprofit organizations. Examples include Senior Staff Scientist, Research Analyst, Statistician, Economist, Psychologist, and Director.
<b>Other:</b>	Includes anyone who does not fit into the other categories. Examples include stay-at-home parent, homemaker, on maternity leave, teaching K-12, self-employed, no plans to work, and deceased.

## Life Sciences IGP, PhD Graduates First Placement Category by Graduation Year, Ten Year Trend



Grads w/  
placement

12

22

27

12

18

19

15

18

28

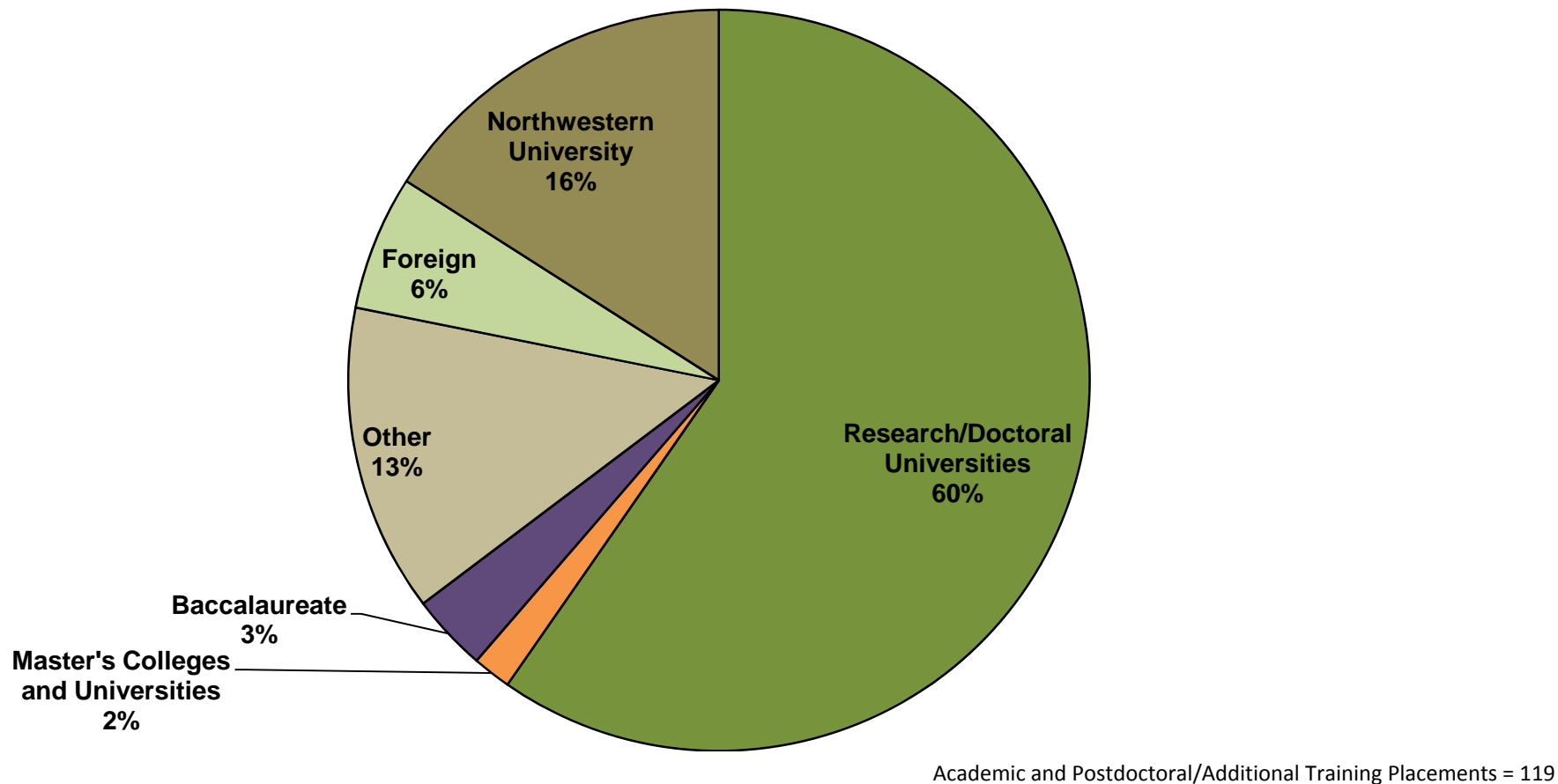
22

193

Source: The Graduate School

Graduates with First Placement Information = 193 (96%)

## Life Sciences IGP FY 1999 - 2008 Combined Academic and Postdoctoral/Additional Training First Placement Carnegie Classification



The Carnegie Classification provides categories all U.S. Higher Education institutions into of the following general areas:

**Research/doctoral universities** are institutions that offer a variety of baccalaureate degrees and award at least ten doctoral degrees per year across at least three academic disciplines or at least twenty doctoral degrees per year overall.

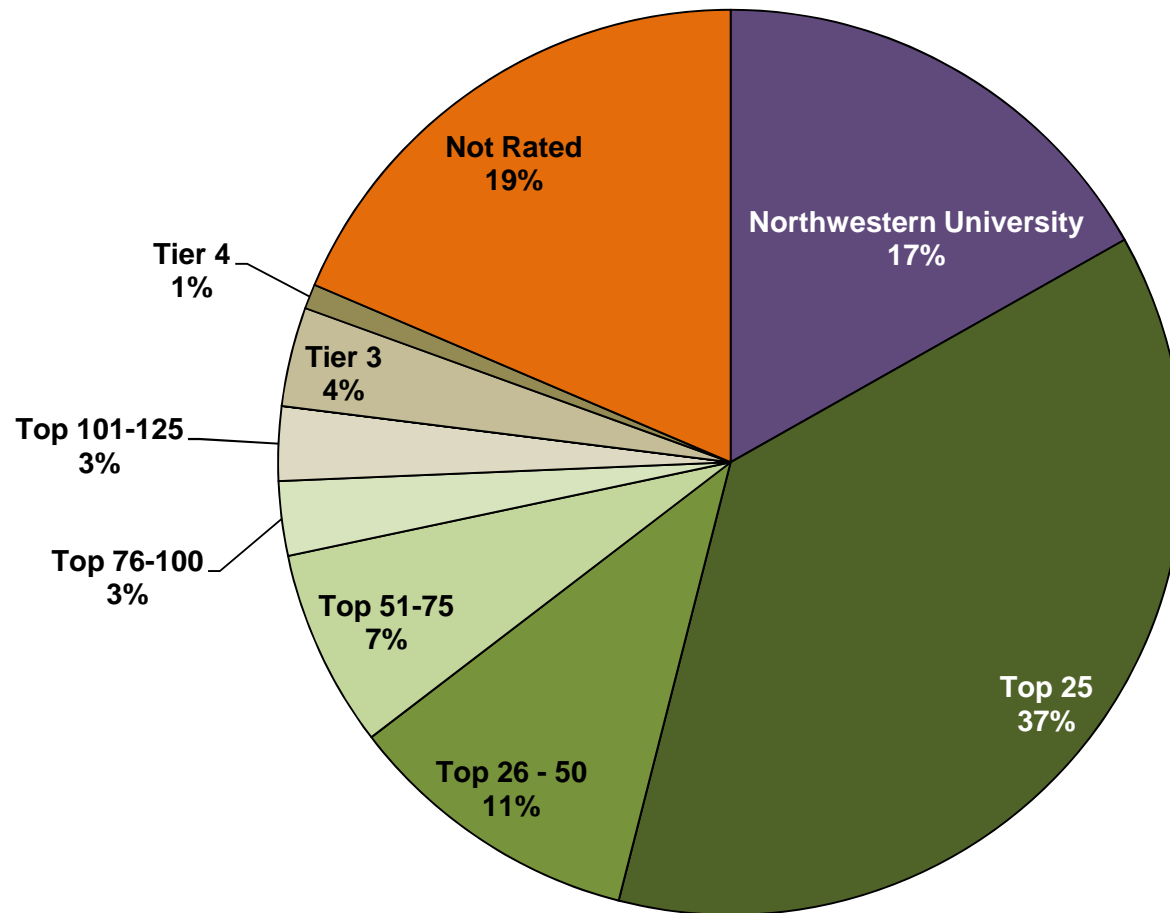
**Master's colleges and universities** are institutions that offer a variety of baccalaureate degrees and award twenty or more master's degrees per year.

**Baccalaureate colleges** are institutions that award baccalaureate degrees.

**Other** includes colleges awarding associate degrees and specialized institutions that award degrees in a particular field such as medical and law schools, religious institutions, schools of business, engineering, art, design, and military institutes.

Also included are **foreign** institutions outside of the U.S. that award higher education degrees.

**Life Sciences IGP FY 1999 - 2008 Combined**  
**Academic and Postdoctoral/Additional Training First Placement**  
**U.S. News and World Report 2009 Rankings for National Universities and Liberal Arts Colleges**



Academic and Postdoctoral/Additional Training Placements\* = 113

The figure above shows the U.S. News and World Report ranking of national universities and liberal arts colleges where Northwestern University PhD graduates first placed if in an academic or postdoctoral position at a U.S. institution.

\* Excludes foreign and not-for-profit and government positions.

## Life Sciences IGP, First Placement, FY 1999 – FY 2008

Academic	Post-Doctoral	Industry	Not for profit/Government
Northwestern University(3)	Northwestern University(16)	Abbott Laboratories(4)	Roswell Park Cancer Institute
University of Pittsburgh(2)	Harvard University(7)	Bristol Myers-Squibb(2)	The Joint Commision
Belmont University	University of California - San Francisco(7)	Baxter Healthcare Corporation	
Emory University	Stanford University(6)	BioCentry	
Grand Rapids Community College	University of Chicago(6)	Biotech Company in California	
Harvard University	University of California - San Diego(3)	Covance Laboratories	
Michigan State University	Washington University - St. Louis(3)	GE Healthcare	
Morehouse School of Medicine	Columbia University(2)	Johnson & Johnson	
Pomona College	Food and Drug Administration(2)	Jones Day	
Rockefeller University	Johns Hopkins University(2)	Novartis Institute for Functional Genomics	
Stanford University	Massachussets Institute of Technology(2)	Pfizer Inc.	
University of Arizona	Novartis Institutes for Biomedical Research(2)	Prudential	
University of British Columbia	Scripps Research Institute(2)	Thermo Fisher Scientific	
University of California - San Diego	St. Jude Children's Research Hospital(2)	Upstate Biotechnology & Chemicon	
University of Iowa	University of North Carolina - Chapel Hill(2)	WilmerHale	
University of Massachusetts - Worcester	Yale University(2)		
University of Queensland	Baylor College of Medicine		
University of Virginia	Case Western Reserve University		
Univerzitetiski Klinicki Centar, Bosnia	Dana Farber Cancer Institute/Harvard		
UT Southwestern	Dr. Henry Oustrer/New York Medical College		
Vanderbilt University	Emory University		
Wartburg College	Foreign Educational Institution		
Washington University - St. Louis	Genentech Inc.		

## Life Sciences IGP, First Placement, FY 1999 – FY 2008

Academic	Post-Doctoral	Industry	Not for profit/Government
	Indiana University Medical School		
	Industry Research		
	Iowa State University		
	Lawrence Berkeley Laboratories		
	Loyola University Chicago		
	Max Planck Institute		
	Michigan State University		
	Princeton University		
	Regenerative Medicine Institute (REMEDI)		
	Rockefeller University		
	Tufts University		
	University of British Columbia		
	University of California - Berkeley		
	University of Colorado-Boulder		
	University of Illinois - Urbana Champaign		
	University of Iowa		
	University of Louisville		
	University of Massachusetts		
	University of Michigan		
	University of Minnesota		
	University of North Carolina		
	University of Oregon		
	University of Pennsylvania		
	University of Pittsburgh		
	University of Rochester		
	University of Seattle		
	University of Sydney		

### Life Sciences IGP, First Placement, FY 1999 – FY 2008

Academic	Post-Doctoral	Industry	Not for profit/Government
	University of Texas Health Science Center University of Virginia University of Wisconsin		
*(#) = number of placements			