

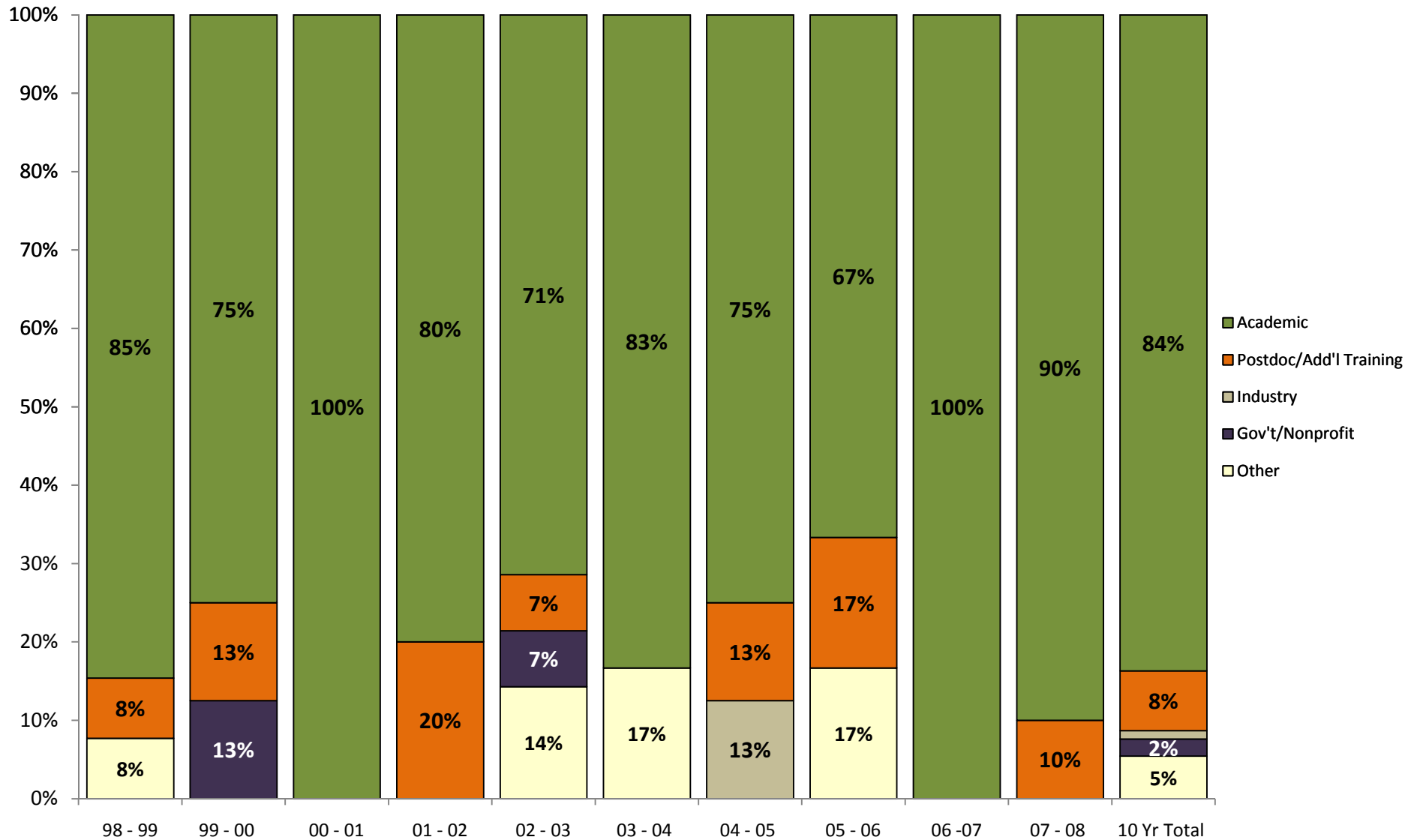
History PhD Completions and Placement, Ten Year Trend

	1998 - 1999	1999 - 2000	2000 - 2001	2001 - 2002	2002 - 2003	2003 - 2004	2004 - 2005	2005 - 2006	2006 - 2007	2007 - 2008	Total
Graduates	13	8	11	5	14	6	8	6	11	11	93
Grads w/ Placement Info	100%	100%	100%	100%	100%	100%	100%	100%	100%	91%	99%

Placement Category Definitions

Category	Definition
Academic:	Includes teaching, research, and administrative positions at a university or college. Examples include Assistant Professor, Associate Professor, Instructor, Lecturer, and Senior Research Associate
Postdoctoral/Additional Training:	Includes postdoctoral fellows, researchers, associates, and other training positions, such as residents and students pursuing additional degrees. Examples include Postdoctoral Fellow, Postdoctoral Associate, Postdoctoral Researcher, Postdoctoral Scholar, Medical Resident, and Student.
Industry:	Includes research, leadership, technical, and professional positions at private industries and businesses. Examples include Research Scientist, Research Engineer, Consultant, and CEO.
Government/Nonprofit:	Includes positions in local, state, and federal government organizations. Also includes research and leadership positions at nonprofit organizations. Examples include Senior Staff Scientist, Research Analyst, Statistician, Economist, Psychologist, and Director.
Other:	Includes anyone who does not fit into the other categories. Examples include stay-at-home parent, homemaker, on maternity leave, teaching K-12, self-employed, no plans to work, and deceased.

History PhD Graduates First Placement Category by Graduation Year, Ten Year Trend



Grads w/
placement

13

8

11

5

14

6

8

6

11

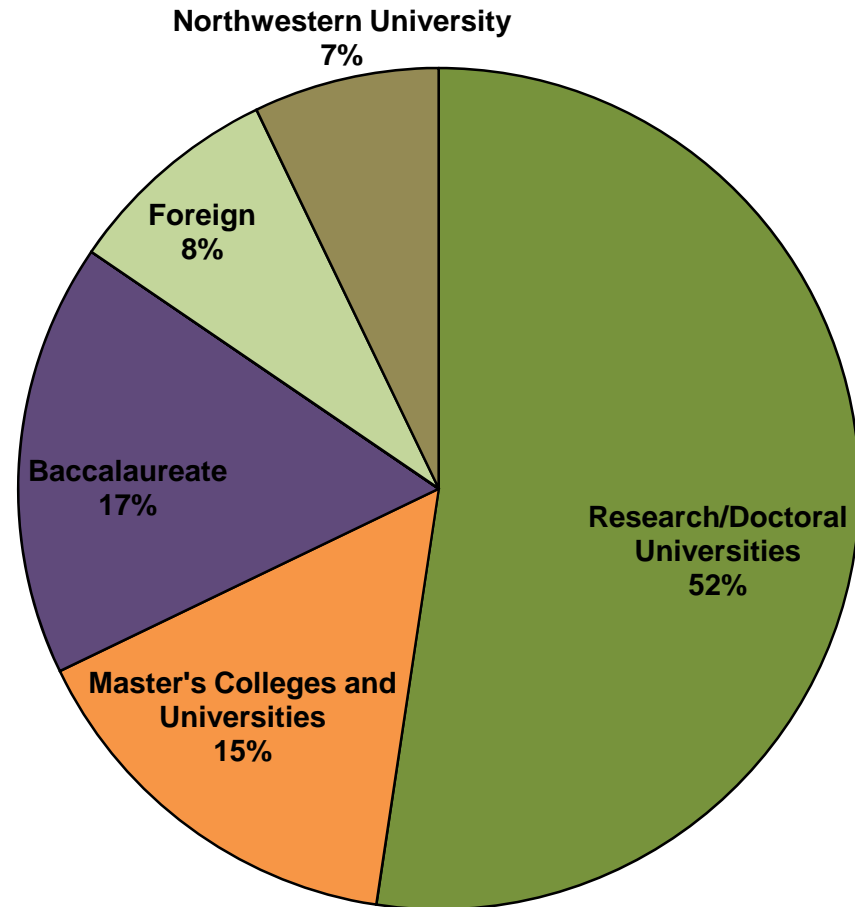
10

92

Source: The Graduate School

Graduates with First Placement Information = 92 (99%)

History FY 1999 - 2008 Combined Academic and Postdoctoral/Additional Training First Placement Carnegie Classification



Academic and Postdoctoral/Additional Training Placements = 84

The Carnegie Classification provides categories all U.S. Higher Education institutions into of the following general areas:

Research/doctoral universities are institutions that offer a variety of baccalaureate degrees and award at least ten doctoral degrees per year across at least three academic disciplines or at least twenty doctoral degrees per year overall.

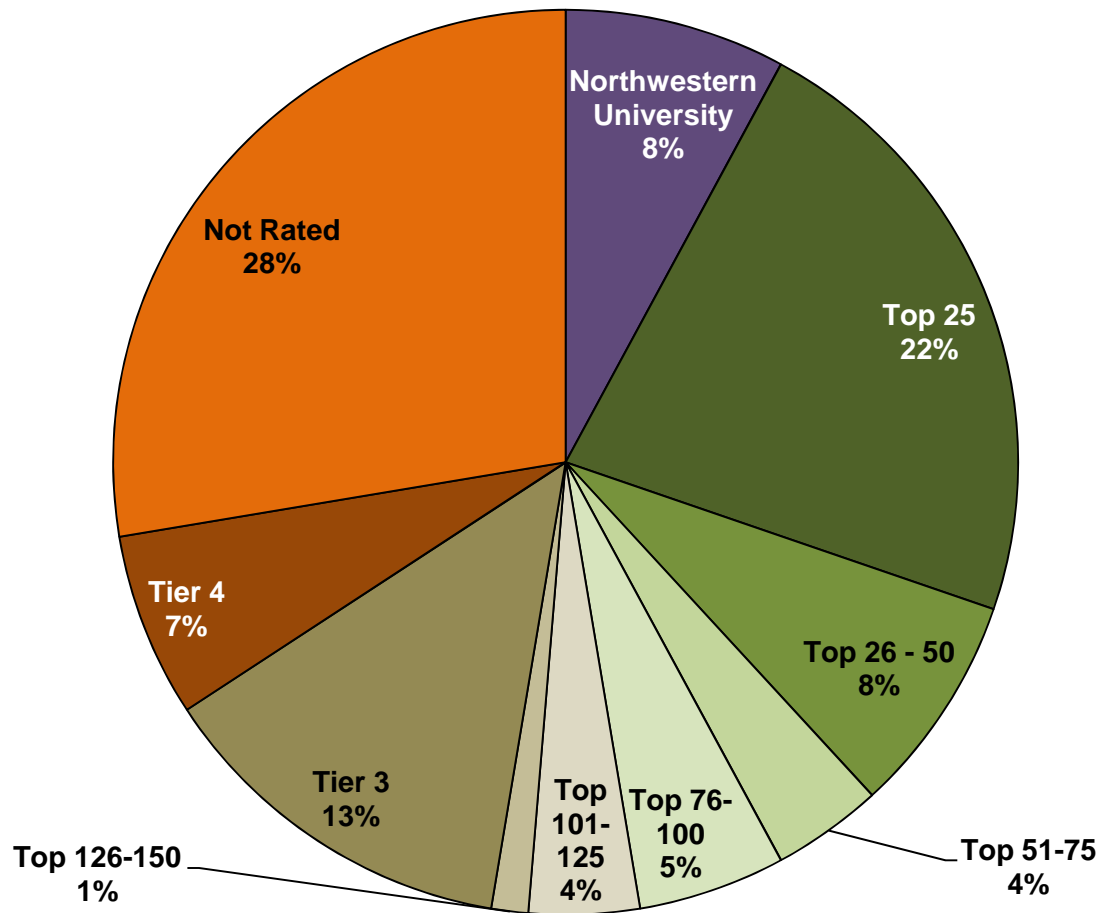
Master's colleges and universities are institutions that offer a variety of baccalaureate degrees and award twenty or more master's degrees per year.

Baccalaureate colleges are institutions that award baccalaureate degrees.

Other includes colleges awarding associate degrees and specialized institutions that award degrees in a particular field such as medical and law schools, religious institutions, schools of business, engineering, art, design, and military institutes.

Also included are **foreign** institutions outside of the U.S. that award higher education degrees.

History FY 1999 - 2008 Combined
Academic and Postdoctoral/Additional Training First Placement
U.S. News and World Report 2009 Rankings for National Universities and Liberal Arts Colleges



Academic and Postdoctoral/Additional Training Placements* = 76

The figure above shows the U.S. News and World Report ranking of national universities and liberal arts colleges where Northwestern University PhD graduates first placed if in an academic or postdoctoral position at a U.S. institution.

* Excludes foreign postdoctoral placements.

History, First Placement, FY 1999 – FY 2008

Academic	Post-Doctoral	Industry	Not for profit/Government
Northwestern University(6)	James Madison University	Boston Consulting Group	Direzione Generale per gli Archivi
DePaul University(4)	Princeton University		Human Rights Campaign & other organizations
Princeton University(2)	Stanford University		
The Citadel(2)	University of Minnesota, Morris		
University of Michigan(2)	University of Pennsylvania		
University of Sussex(2)	University of Toronto		
Willamette University(2)	Yale University		
Baruch College			
Boston College			
Bowdoin College			
Brown University			
Catholic University			
College Misericordia			
College of the Ozarks			
Columbia University			
Concordia College			
Drake University			
East Tennessee State University			
Emory University			
Georgetown University			
Grinnell College			
Harvard University			
Houston Baptist University			
Idaho State University			
Illinois College			

History, First Placement, FY 1999 – FY 2008

Academic	Post-Doctoral	Industry	Not for profit/Government
Iowa State University			
Jackson State University			
Kansas State University			
Kenyatta University			
Loyola University Chicago			
Maryville College			
Metropolitan State University			
Miami University			
Middlebury College			
New York University			
North Carolina State University			
Northeastern University			
North Park University			
Ohio University			
Oregon State University			
Ramapo College of New Jersey			
Rice University			
Roosevelt University			
Rutgers University			
Saint Ambrose University			
Saint Xavier University			
State University of New York - Buffalo			
State University of New York -Geneseo			
Trinity Christian College			
University of Birmingham			
University of California - San Diego			

History, First Placement, FY 1999 – FY 2008

Academic	Post-Doctoral	Industry	Not for profit/Government
University of Connecticut			
University of London			
University of Montana			
University of New Mexico			
University of Redlands			
University of South Carolina - Spartanburg			
University of Vermont			
University of Wisconsin - Madison			
University of Wisconsin-Milwaukee			
Washington & Lee University			
Washington University - St. Louis			
Wesleyan University			
Wilfrid Laurier University			

* (#) = number of placements