

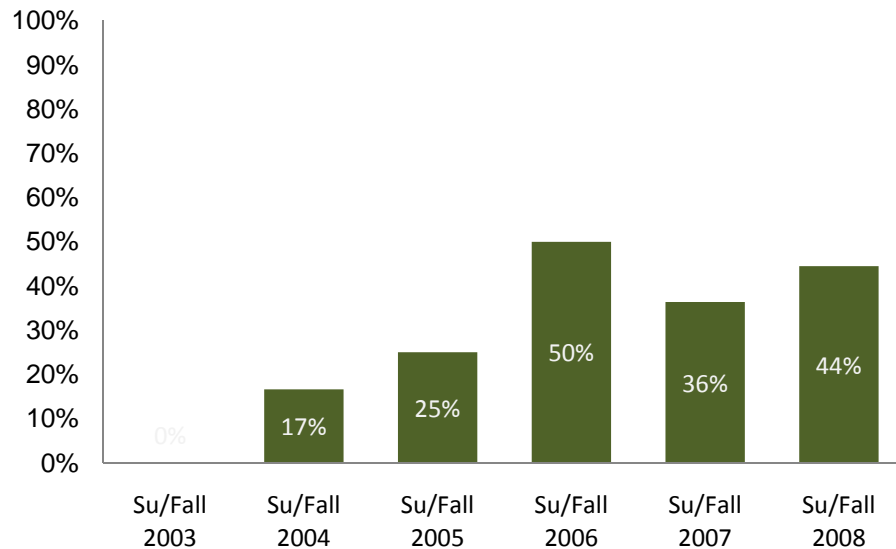
# German Literature and Critical Thought Program Profile

## Admissions

	Summer/Fall 2003	Summer/Fall 2004	Summer/Fall 2005	Summer/Fall 2006	Summer/Fall 2007	Summer/Fall 2008	2003 - 2008 Average	5 YR % Change
Number Applied	4	6	12	8	11	9	8	+125%
Number Admitted	0	1	3	4	4	4	3	-
Number Enrolled*	0	1	1	0	0	1	1	-

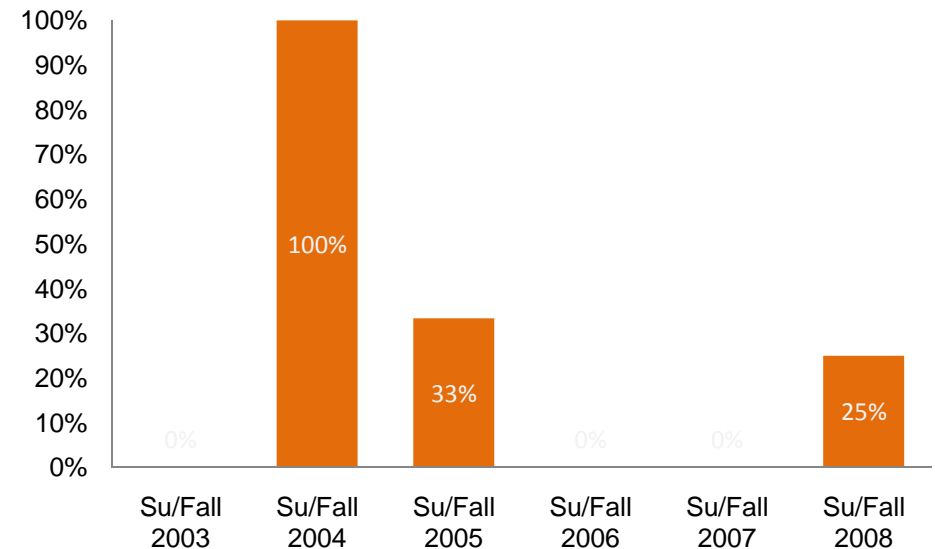
\*Students who transfer in from other NU graduate school programs are excluded.

**Selectivity  
(Percentage of Applicants Admitted)**



**Selectivity Average = 32%**

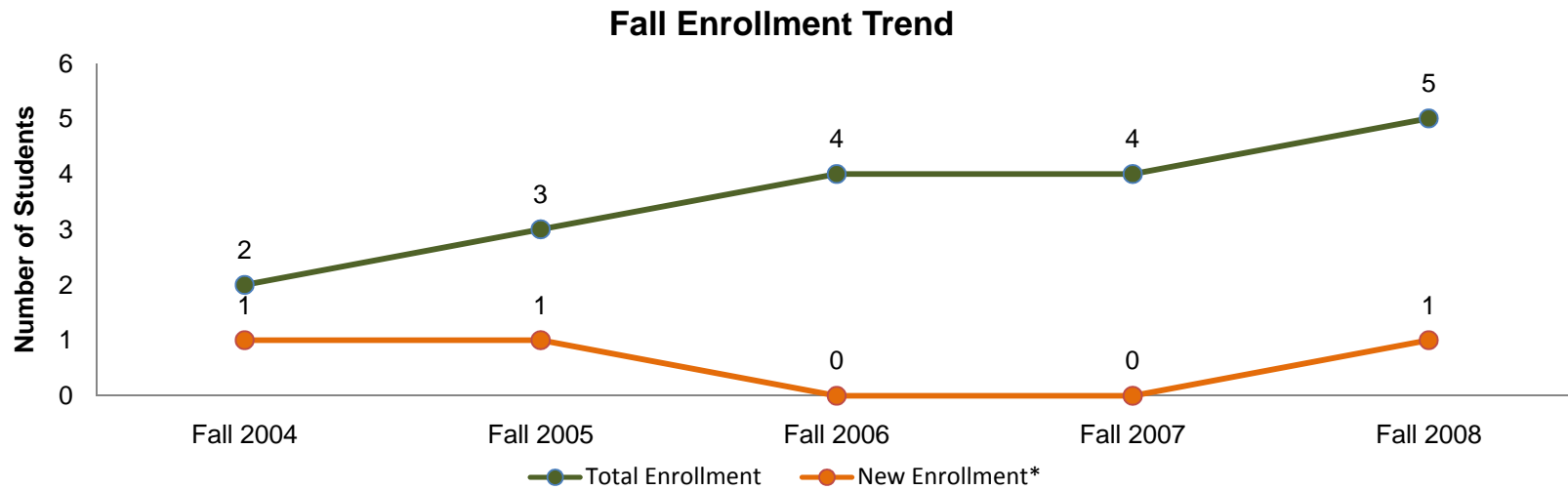
**Yield  
(Percentage of Admits Enrolled)**



**Yield Average = 19%**

# German Literature and Critical Thought Program Profile

## Enrollment and Demographics



	New Enrollment* Fall 2004 - 2008	Total Enrollment Fall 2004 - 2008
<b>Gender</b>		
Female	0%	6%
Male	100%	94%
<b>Citizenship</b>		
US	67%	67%
International	33%	33%
<b>Ethnicity (US Only)</b>		
Asian	0%	0%
African American	0%	8%
Hispanic	0%	0%
Native American	0%	0%
White	50%	50%
Not Specified	50%	42%

\*Students who transfer in from other NU graduate school programs are excluded. If there are 3 or less graduates in a given year, yearly demographics are not reported to protect student confidentiality.