

Overall*, PhD Completions and Placement, Ten Year Trend

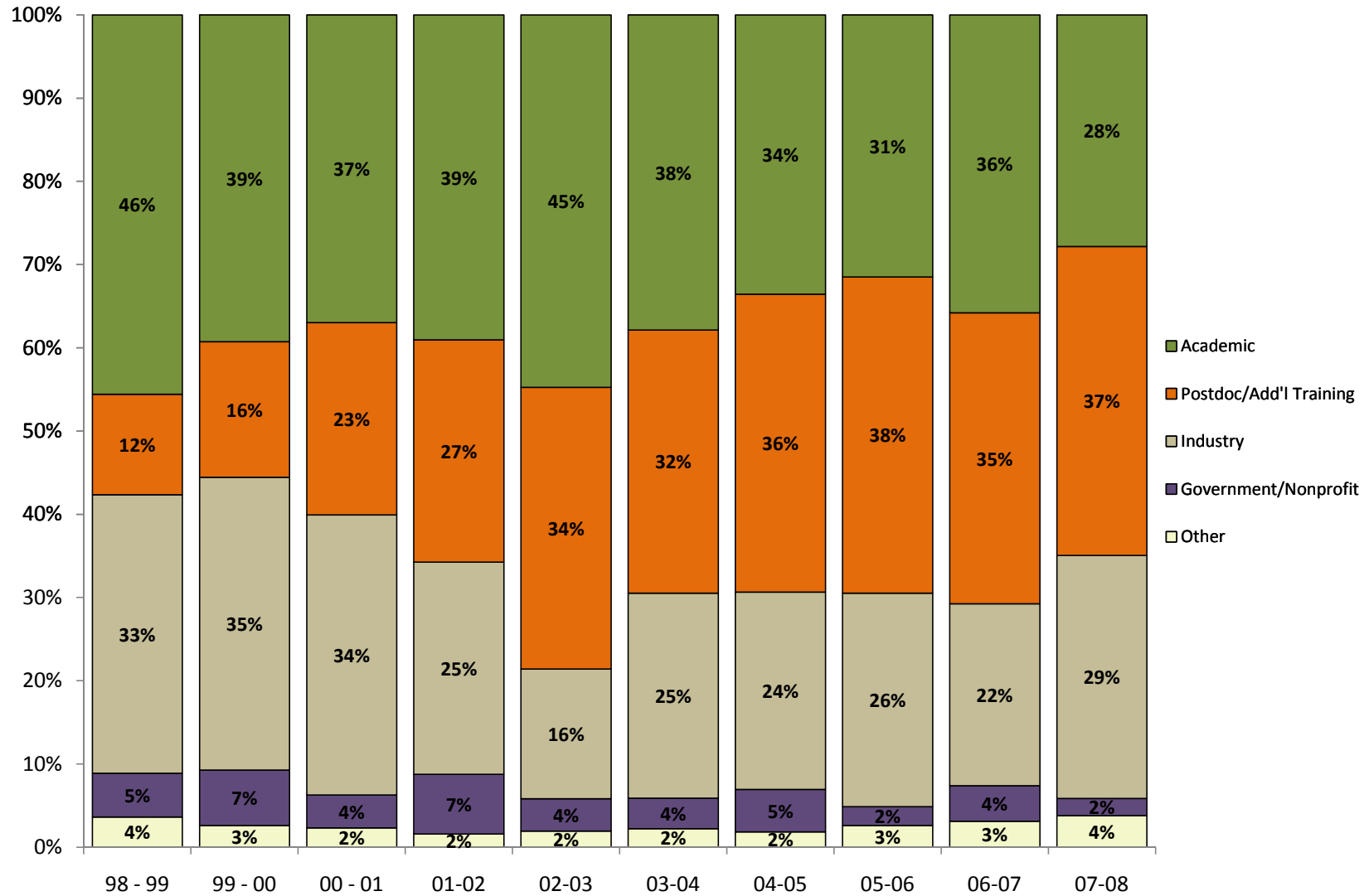
	1998 - 1999	1999 - 2000	2000 - 2001	2001 - 2002	2002 - 2003	2003 - 2004	2004 - 2005	2005 - 2006	2006 - 2007	2007 - 2008	Total
Graduates	257	275	306	254	259	277	278	320	372	339	2937
Grads w/ Placement Info	96%	98%	99%	99%	99%	98%	99%	96%	95%	86%	96%

Placement Category Definitions

Category	Definition
Academic:	Includes teaching, research, and administrative positions at a university or college. Examples include Assistant Professor, Associate Professor, Instructor, Lecturer, and Senior Research Associate
Postdoctoral/Additional Training:	Includes postdoctoral fellows, researchers, associates, and other training positions, such as residents and students pursuing additional degrees. Examples include Postdoctoral Fellow, Postdoctoral Associate, Postdoctoral Researcher, Postdoctoral Scholar, Medical Resident, and Student.
Industry:	Includes research, leadership, technical, and professional positions at private industries and businesses. Examples include Research Scientist, Research Engineer, Consultant, and CEO.
Government/Nonprofit:	Includes positions in local, state, and federal government organizations. Also includes research and leadership positions at nonprofit organizations. Examples include Senior Staff Scientist, Research Analyst, Statistician, Economist, Psychologist, and Director.
Other:	Includes anyone who does not fit into the other categories. Examples include stay-at-home parent, homemaker, on maternity leave, teaching K-12, self-employed, no plans to work, and deceased.

*Excludes discontinued programs

Overall PhD Graduates First Placement Category by Graduation Year, Ten Year Trend



Grads w/
placement

248

270

303

251

257

272

274

308

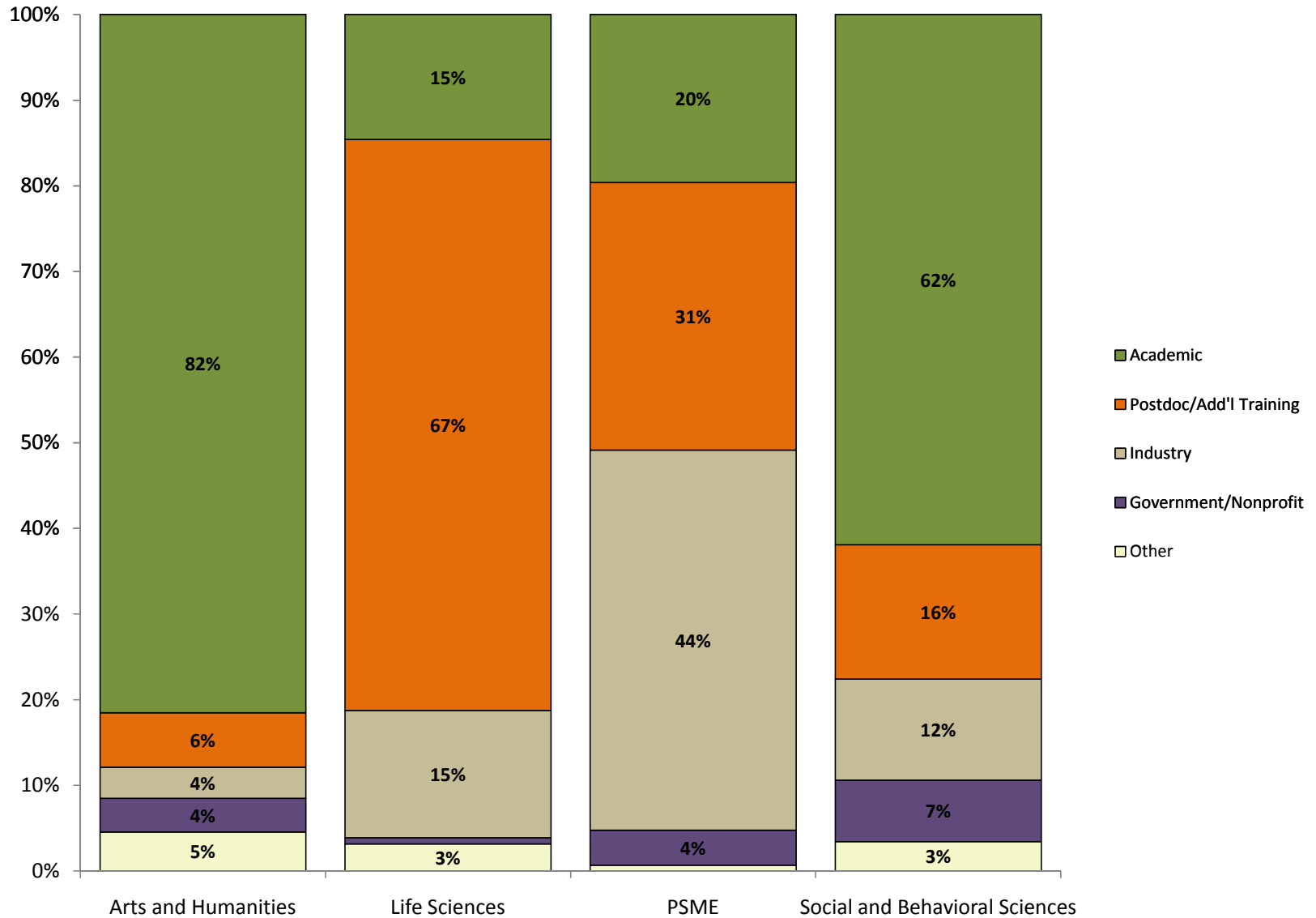
352

291

Source: The Graduate School

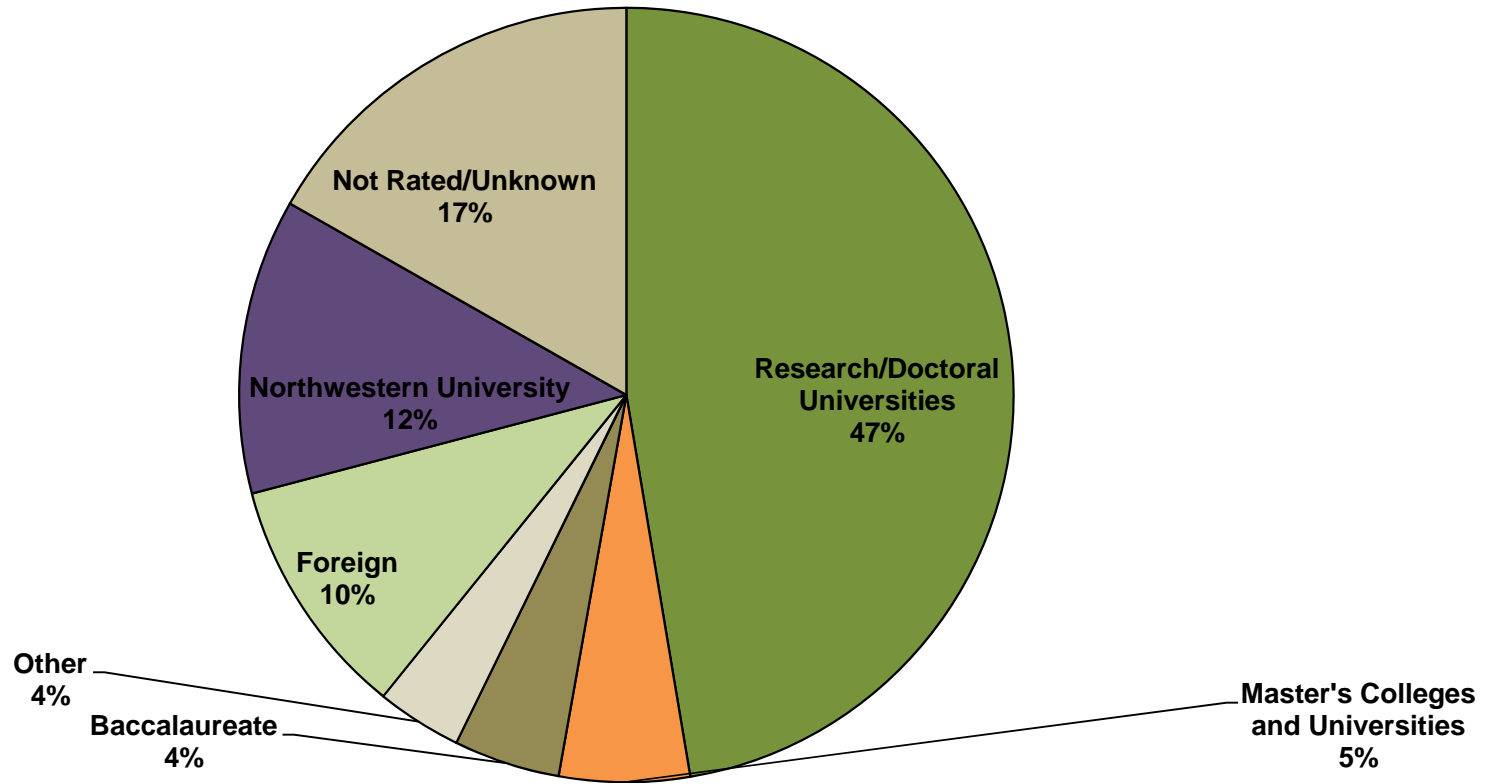
Graduates with First Placement Information = 2826 (96%)

All PhD Graduates, FY 1999 - FY 2008 Combined First Placement Category by Discipline Area



Source: The Graduate School

All PhD Graduates, FY 1999 - 2008 Combined
Academic and Postdoctoral/Additional Training First Placement Carnegie Classification



Academic and Postdoctoral/Additional Training Placements = 1873

The Carnegie Classification provides categories all U.S. Higher Education institutions into of the following general areas:

Research/doctoral universities are institutions that offer a variety of baccalaureate degrees and award at least ten doctoral degrees per year across at least three academic

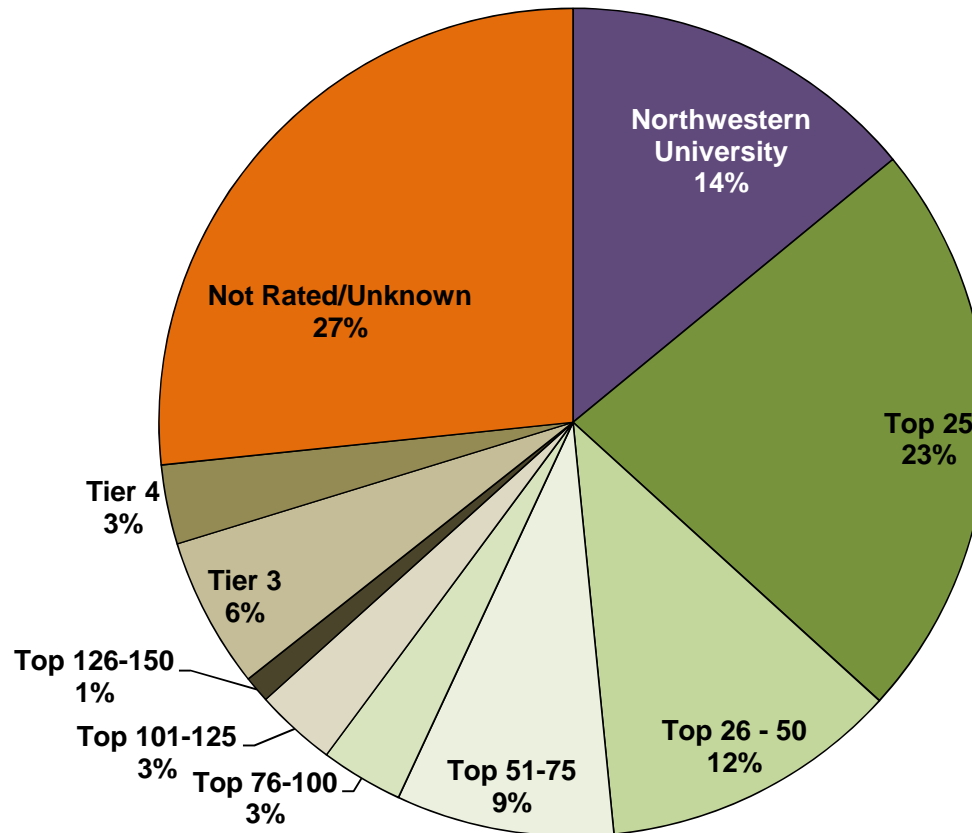
Master's colleges and universities are institutions that offer a variety of baccalaureate degrees and award twenty or more master's degrees per year.

Baccalaureate colleges are institutions that award baccalaureate degrees.

Other includes colleges awarding associate degrees and specialized institutions that award degrees in a particular field such as medical and law schools, religious institutions, Also included are **foreign** institutions outside of the U.S. that award higher education degrees.

Source: The Graduate School

All PhD Graduates, FY 1999 - 2008 Combined
Academic and Postdoctoral/Additional Training First Placement
U.S. News and World Report 2009 Rankings for National Universities and Liberal Arts Colleges



Academic and Postdoctoral/Additional Training Placements* = 1644

The figure above shows the U.S. News and World Report ranking of national universities and liberal arts colleges where Northwestern University PhD

* Excludes foreign and not-for-profit and government positions.

Source: The Graduate School

All PhD Graduates, First Placement, FY 1999 – FY 2008
Top 25 Most Frequent Employers by Category, listed by frequency

Academic	Post-Doctoral	Industry	Not for profit/Government
Northwestern University	Northwestern University	Intel Corporation	National Institute of Standards and Technology
DePaul University	Harvard University	General Electric	Center for Naval Analysis
University of Chicago	University of Chicago	Abbott Laboratories	Sandia National Laboratory
Harvard University	University of California - Berkeley	Motorola, Inc.	Bureau of Labor Statistics
University of Illinois - Chicago	Argonne National Laboratory	IBM	US Department of Justice
University of Minnesota	Stanford University	Exxon Mobil	Los Alamos National Laboratory
University of Michigan	Massachusetts Institute of Technology	Unilever	Board of Governors, Federal Reserve System
University of British Columbia	University of California - San Francisco	Lucent Technologies	The Federal Reserve Board
Purdue University	University of Pennsylvania	Dow Chemical Company	NASA
Stanford University	California Institute of Technology	Baxter Healthcare Corporation	US Federal Government
University of Illinois - Urbana Champaign	University of Illinois - Chicago	3M Corporation	RAND Corporation
University of Texas - Austin	University of Michigan	McKinsey and Company	International Monetary Fund
University of Wisconsin - Madison	Sandia National Laboratory	Hewlett-Packard	Nonprofit Organization
University of Pittsburgh	Scripps Research Institute	Pfizer Inc.	
New York University	Columbia University	Johnson & Johnson	
University of North Carolina - Chapel Hill	Johns Hopkins University	Shell Oil Co.	
University of Toronto	University of Minnesota	Siemens Medical Solutions	
University of Iowa	University of Illinois - Urbana Champaign	Rohm and Haas Company	
Carnegie Mellon University	University of Texas - Austin	Samsung	
Columbia University	Duke University	Boston Consulting Group	
University of Washington	Princeton University	Leydig, Voit & Mayer, Ltd.	
Duke University	University of California - San Diego	Universal Oil Products	
Johns Hopkins University	Cornell University	Microsoft Corporation	
Princeton University	University of Pittsburgh	Procter & Gamble	
Washington University - St. Louis	New York University	The Aerospace Corporation	