

## Arts and Humanities\*, PhD Completions and Placement Ten Year Trend

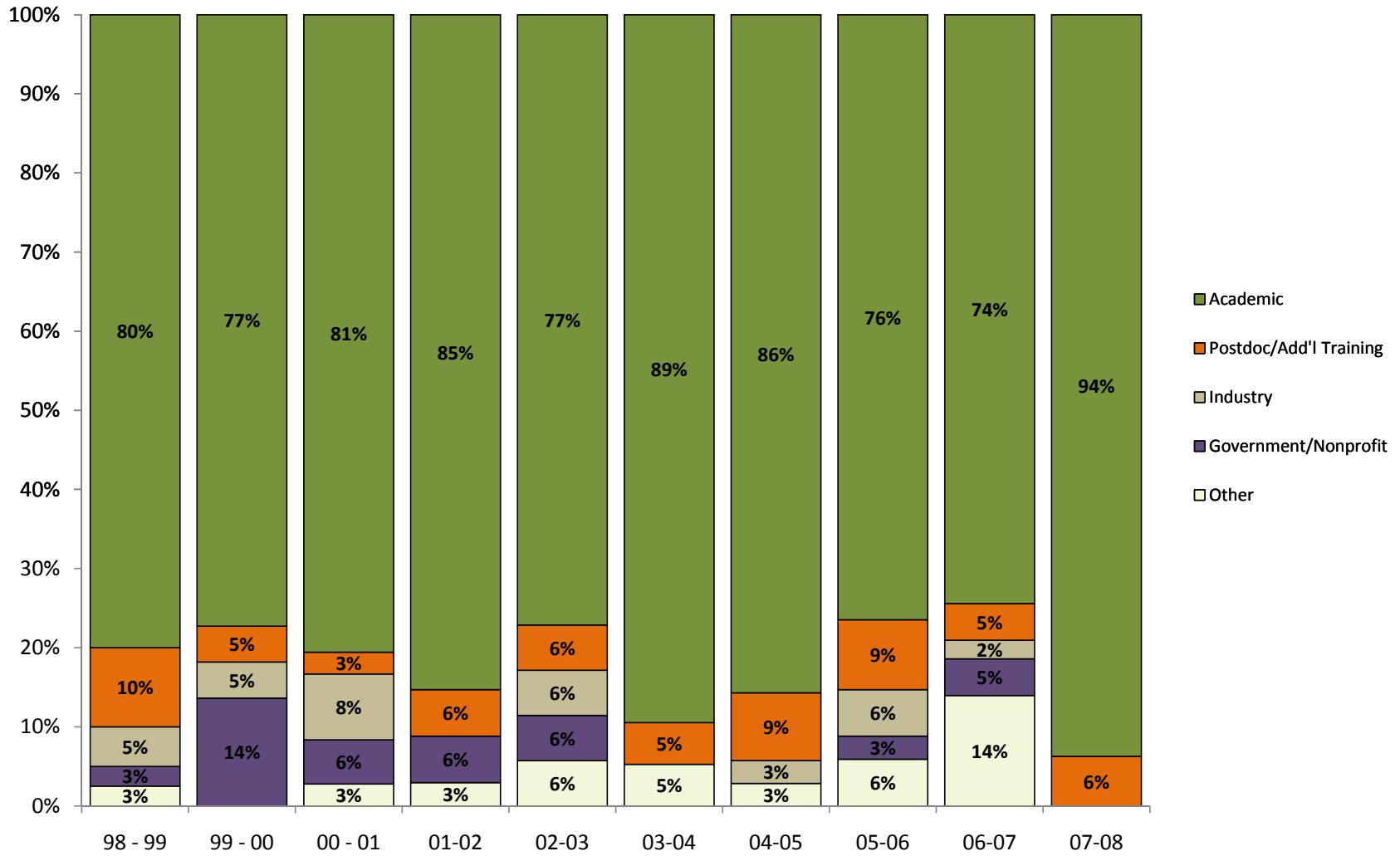
	1998 - 1999	1999 - 2000	2000 - 2001	2001 - 2002	2002 - 2003	2003 - 2004	2004 - 2005	2005 - 2006	2006 - 2007	2007 - 2008	Total
Graduates	40	23	36	34	35	20	37	35	44	36	340
Grads w/ Placement Info	100%	96%	100%	100%	100%	95%	95%	97%	98%	89%	97%

### Placement Category Definitions

Category	Definition
<b>Academic:</b>	Includes teaching, research, and administrative positions at a university or college. Examples include Assistant Professor, Associate Professor, Instructor, Lecturer, and Senior Research Associate
<b>Postdoctoral/Additional Training:</b>	Includes postdoctoral fellows, researchers, associates, and other training positions, such as residents and students pursuing additional degrees. Examples include Postdoctoral Fellow, Postdoctoral Associate, Postdoctoral Researcher, Postdoctoral Scholar, Medical Resident, and Student.
<b>Industry:</b>	Includes research, leadership, technical, and professional positions at private industries and businesses. Examples include Research Scientist, Research Engineer, Consultant, and CEO.
<b>Government/Nonprofit:</b>	Includes positions in local, state, and federal government organizations. Also includes research and leadership positions at nonprofit organizations. Examples include Senior Staff Scientist, Research Analyst, Statistician, Economist, Psychologist, and Director.
<b>Other:</b>	Includes anyone who does not fit into the other categories. Examples include stay-at-home parent, homemaker, on maternity leave, teaching K-12, self-employed, no plans to work, and deceased.

\*Excludes discontinued programs

## Arts and Humanities, PhD Graduates First Placement Category by Graduation Year, Ten Year Trend



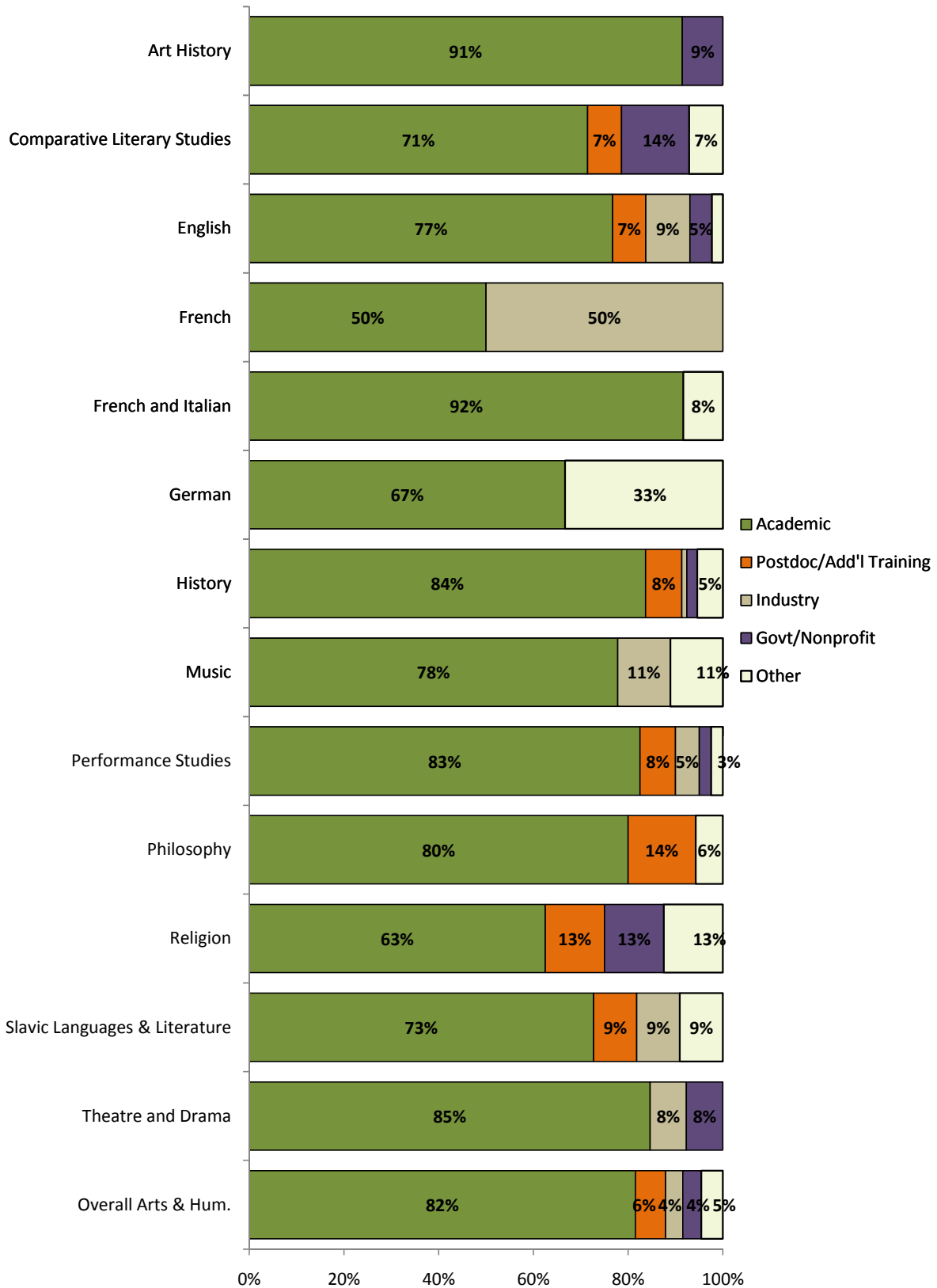
Grads w/  
placement

40      22      36      34      35      19      35      34      43      32

Source: The Graduate School

Graduates with First Placement Information = 330 (97%)

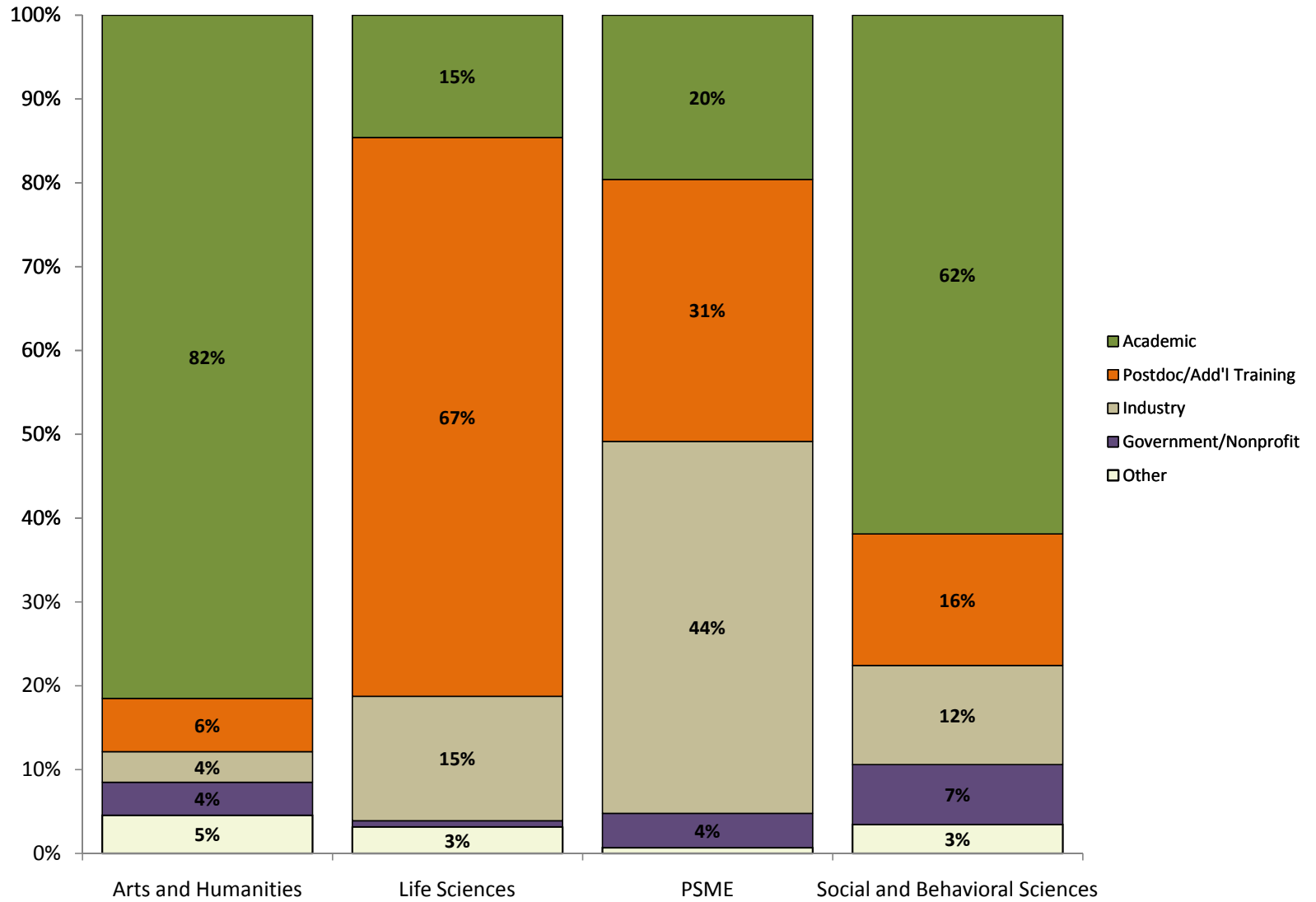
## Arts and Humanities PhD Graduates First Placement Category by Program, FY 1999 - FY 2008 Combined



Source: The Graduate School

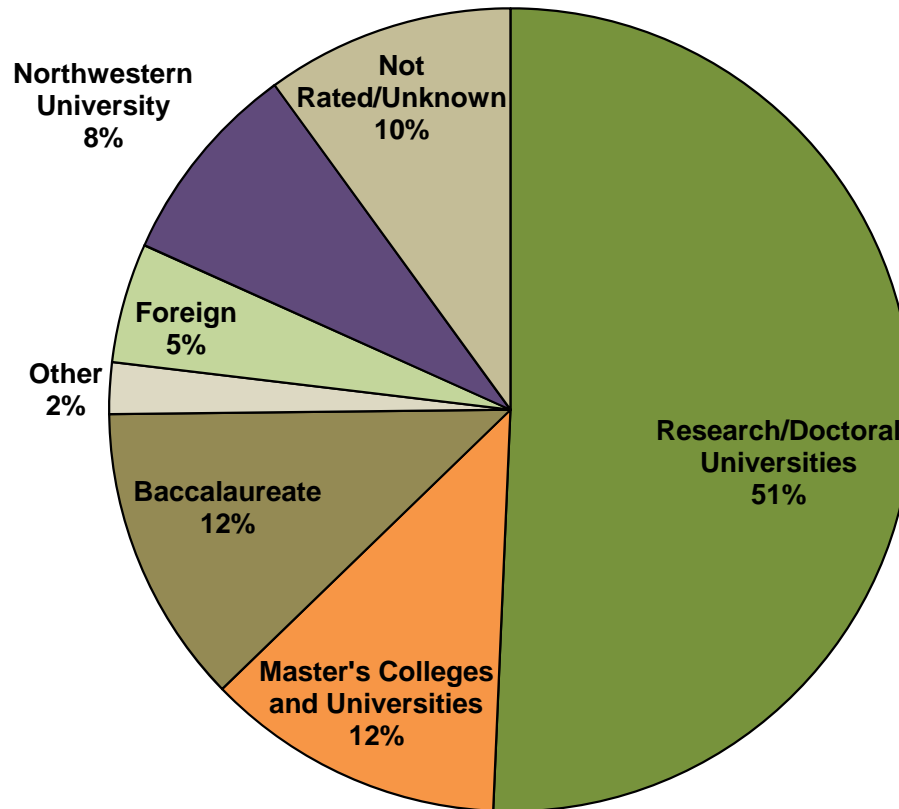
SBS Graduates with First Placement Information = 97%

## All PhD Graduates, FY 1999 - FY 2008 Combined First Placement Category by Discipline Area



Source: The Graduate School

**Arts and Humanities PhD Graduates, FY 1999 - 2008 Combined**  
**Academic and Postdoctoral/Additional Training First Placement Carnegie Classification**



Academic and Postdoctoral/Additional Training Placements = 290

The Carnegie Classification provides categories all U.S. Higher Education institutions into of the following general areas:

**Research/doctoral universities** are institutions that offer a variety of baccalaureate degrees and award at least ten doctoral degrees per year across at least three academic

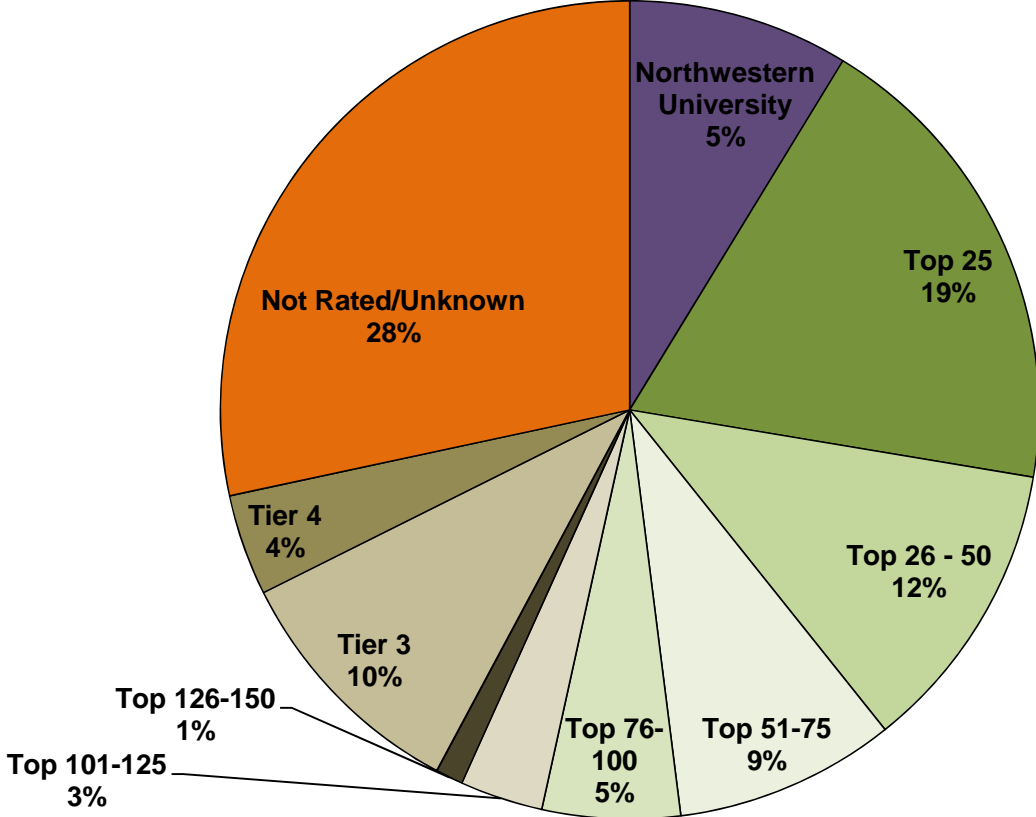
**Master's colleges and universities** are institutions that offer a variety of baccalaureate degrees and award twenty or more master's degrees per year.

**Baccalaureate colleges** are institutions that award baccalaureate degrees.

**Other** includes colleges awarding associate degrees and specialized institutions that award degrees in a particular field such as medical and law schools, religious institutions, Also included are **foreign** institutions outside of the U.S. that award higher education degrees.

Source: The Graduate School

**Arts and Humanities PhD Graduates, FY 1999 - 2008 Combined  
Academic and Postdoctoral/Additional Training First Placement  
U.S. News and World Report 2009 Rankings for National Universities and Liberal Arts Colleges**



Academic and Postdoctoral/Additional Training Placements\* = 275

The figure above shows the U.S. News and World Report ranking of national universities and liberal arts colleges where Northwestern University PhD

\* Excludes foreign and not-for-profit and government positions.

Source: The Graduate School

## Top 25 Most Frequent Employers by Category, listed by frequency

Academic	Post-Doctoral	Industry	Not for profit/Government
Northwestern University	Princeton University	McGraw - Hill Publishing Co.	Lucknow Estate
DePaul University	Cornell University	Microsoft	The Detroit Institute of Arts
University of Chicago	University of Minnesota, Morris	Bi:libri	Mt. Olivet Baptist Church, Peekskill, NY
University of California - Riverside	University of Toronto	Intel Corporation	826CHI (nonprofit national literacy org)
University of Vermont	James Madison University	Boston Consulting Group	Institute of Reading Development
Brown University	University of North Carolina - Chapel Hill	McKinsey and Company	About Face Theater
School of the Art Institute of Chicago	Northwestern University	Fastweb.com	Modern Language Association Periodicals Index
Georgetown University	University of Rochester	Morning Star Financial Services Inc.	Direzione Generale per gli Archivi
University of California - San Diego	Baylor University	Iconoculture	The Advancement Project
Grinnell College	Fordham University	Pontificia Universidad Catolica de Chile	Evanston Historical Society
University of Michigan	Stanford University		Human Rights Campaign & other organizations
Harvard University	Yale University		Musee d'Art Moderne de la Ville de Paris
University of Wisconsin - Madison			Office of Mayor, NYC
Middlebury College			
Princeton University			
Agnes Scott College			
University of Sussex			
Centre College			
Chicago State University			
Loyola University Chicago			
Columbia College			
California State University-Sacramento			
Ohio State University			
University of New Mexico			
Ohio University			